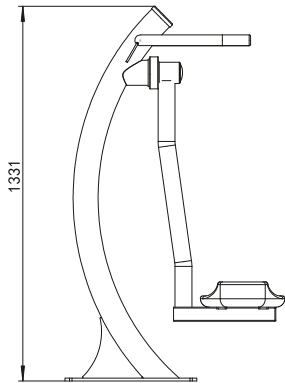


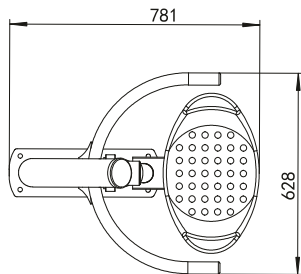
# Installation Guide

## UBX-713T Waist Trainer

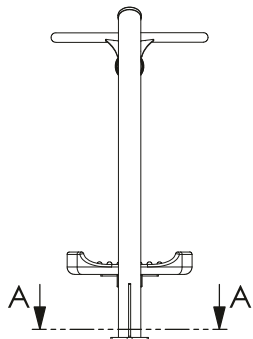
Side View



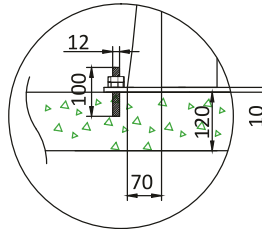
Top View



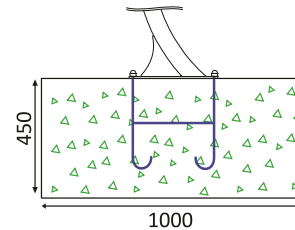
Front View



Surface installation  
with anchor bolt



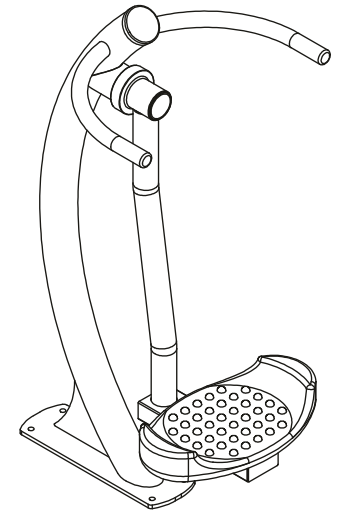

Inground footer  
installation



Block Installation:

-  202 Liters
-  100x45x45 cm
-  485 Kg

Base Plate Dimension



Standard Safety Area

Installation instruction:

1. All units must be fully assembled and leveled before curing.
2. Body assembly screws must be attached using LocTite243.
3. Prevent access until concrete completely dry.
- \*4. Footer is ordered separately