

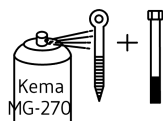
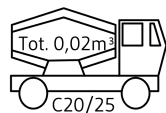
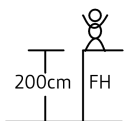
ORG4127XB Legetårn - brandmandsstang h 1,5m

Date: 2023.02.15 Subject: View1
Rev: 2023.02.15 Drawing no.: ORG4127XB_00
Page nr.: 1/4 Scale: None
Paper: A4 Drawing by: Jan Routh Sørensen

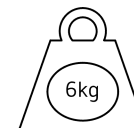
Mounting

Copyright Elverdal A/S.

Elverdal



EN 1176



INFO

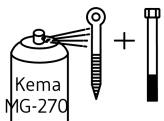
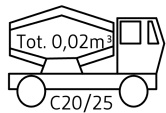
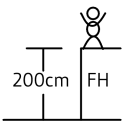
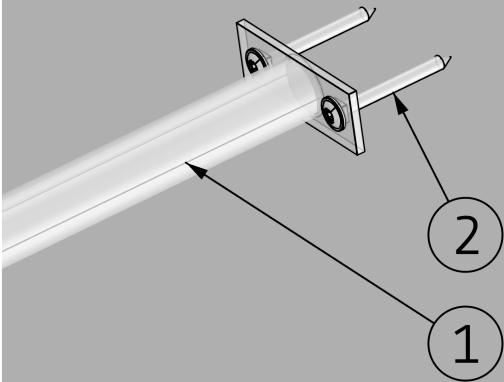
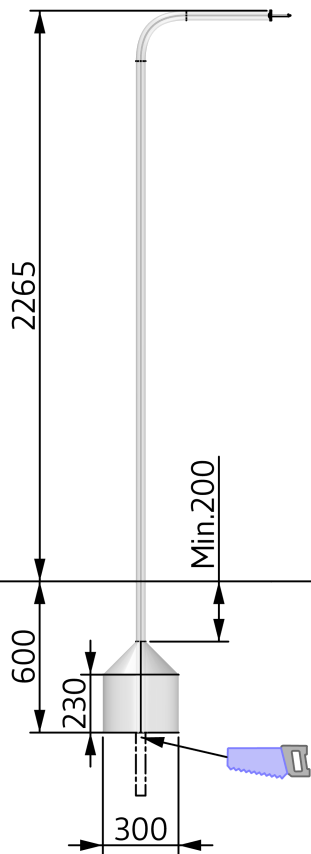
VIGTIGT: Hele anlægget skal samles før der støbes beton
IMPORTANT: The entire facility must be assembled before mould in concrete
WICHTIG: Die Anlage muß komplett montiert sein, bevor das Fundament
betoniert wird

ORG4127XB Legetårn - brandmandsstang h 1,5m

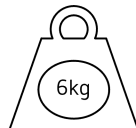
Date: 2023.02.15 Subject: Front
Rev: 2023.02.15 Drawing no.: ORG4127XB_00
Page nr.: 2/4 Scale: 1:30
Paper: A4 Drawing by: Jan Routh Sørensen

Mounting
Copyright Elverdal A/S.

Elverdal



EN 1176



INFO

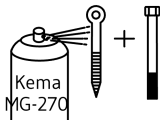
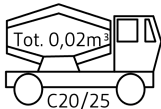
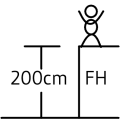
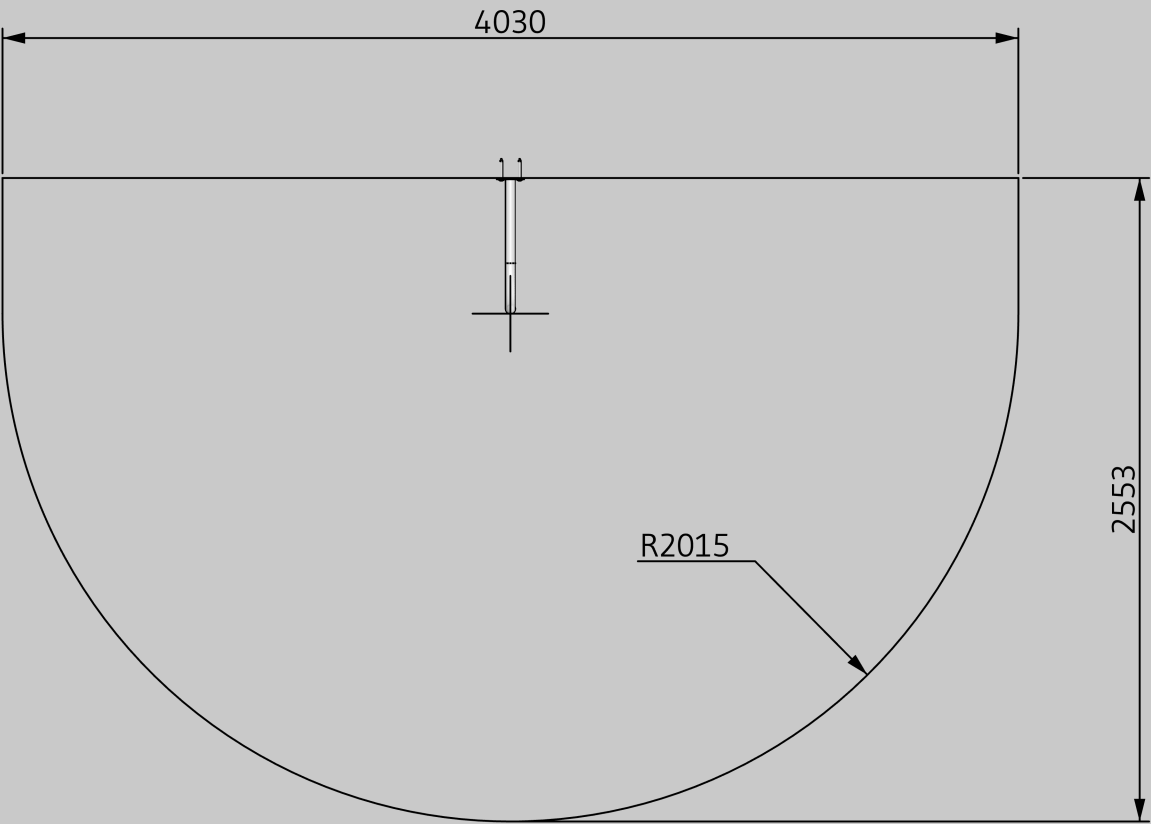
VIGTIGT: Hele anlægget skal samles før der støbes beton
IMPORTANT: The entire facility must be assembled before mould in concrete
WICHTIG: Die Anlage muß komplett montiert sein, bevor das Fundament
betoniert wird

ORG4127XB Legetårn - brandmandsstang h 1,5m

Date: 2023.02.15 Subject: Top
Rev: 2023.02.15 Drawing no.: ORG4127XB_00
Page nr.: 3/4 Scale: 1:30
Paper: A4 Drawing by: Jan Routh Sørensen

Mounting
Copyright Elverdal A/S.

Elverdal



EN 1176



INFO

VIGTIGT: Hele anlægget skal samles før der støbes beton
IMPORTANT: The entire facility must be assembled before mould in concrete
WICHTIG: Die Anlage muß komplett montiert sein, bevor das Fundament
betoniert wird

ORG4127XB Legetårn - brandmandsstang h 1,5m

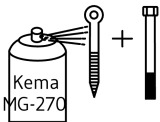
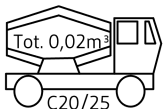
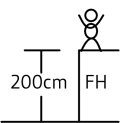
Date: 2023.02.15 Subject: BOM
Rev: 2023.02.15 Drawing no.: ORG4127XB_00
Page nr.: 4/4 Scale: None
Paper: A4 Drawing by: Jan Routh Sørensen

Mounting
Copyright Elverdal A/S.

Elverdal

Brandmandsstang h 1,5m Fireman Bar h 1,5m Kletterrutschstange h 1,5m

Pos: Betegnelse:			Antal/ Quantity/ Anzahl:		Artikel/Item#
Name:			Bezeichnung:		
1	Brandmandsstang 3000mm	Fireman Bar 3000mm	Kletterrutschstange	1	
2	8x80 Tallerkenskrue	8x80 Washerhead screw	8x80 Tellerschraube	2	ELV20080080
	Monteringsvejledning	Mounting instruction	Installationsanleitung	1	ORG4127XB



EN 1176



INFO

VIGTIGT: Hele anlægget skal samles før der støbes beton
IMPORTANT: The entire facility must be assembled before mould in concrete
WICHTIG: Die Anlage muß komplett montiert sein, bevor das Fundament
betoniert wird