

+0,1m³ Stabilgrus
eller beton

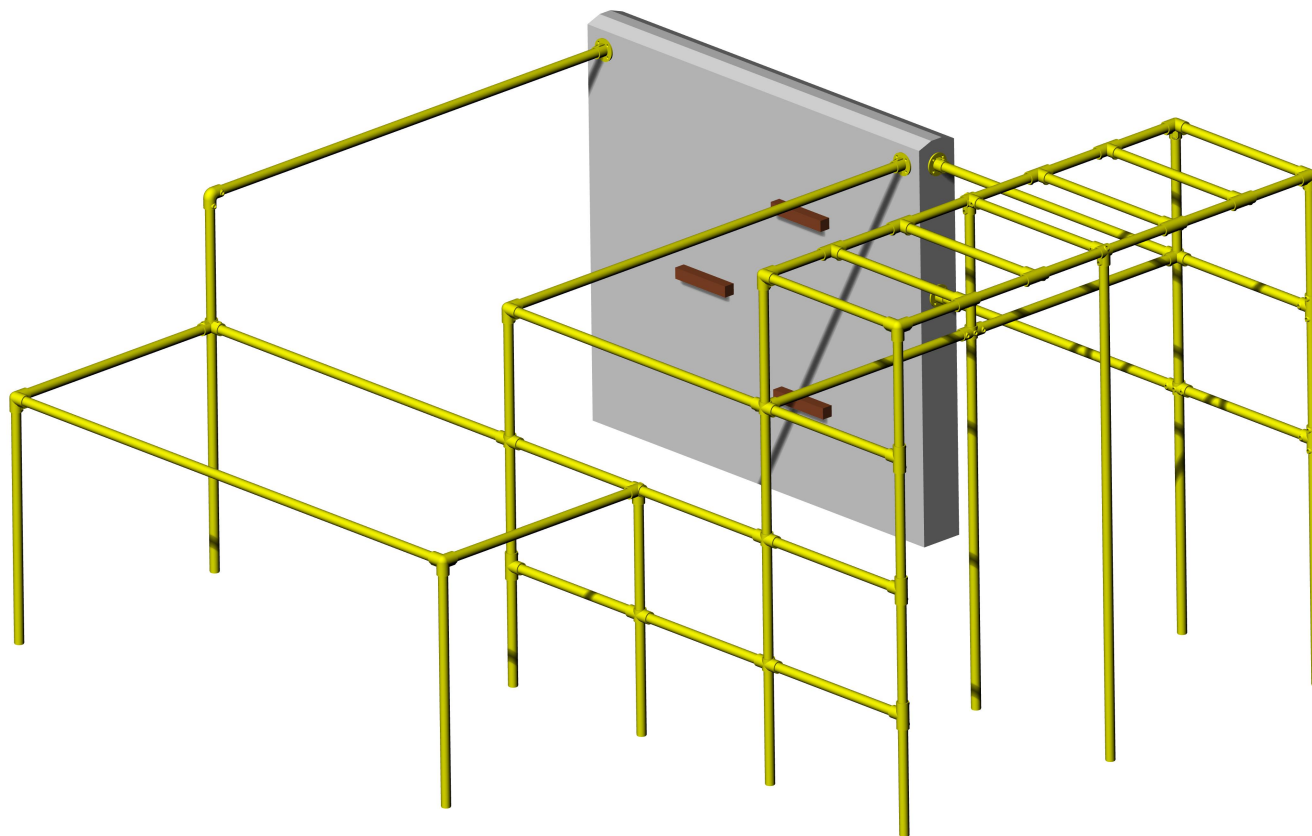
INFO

VIGTIGT: Hele anlægget skal samles
før der støbes beton
VIGTIGT: Hela anläggningen måste
monteras före betong stöps
VIGTIGT: Hele systemet må monteres
før plass støbes med betong

PQR1010A Paris, EN1176, 2017

Date: 2020.06.22 Subject: View1
Rev: 2020.06.22 Drawing nr.: PQR1010A_00
Paper: A4 Page nr.: 1/7
Scale: Ingen
Drawing by.: Jan Routh Sørensen

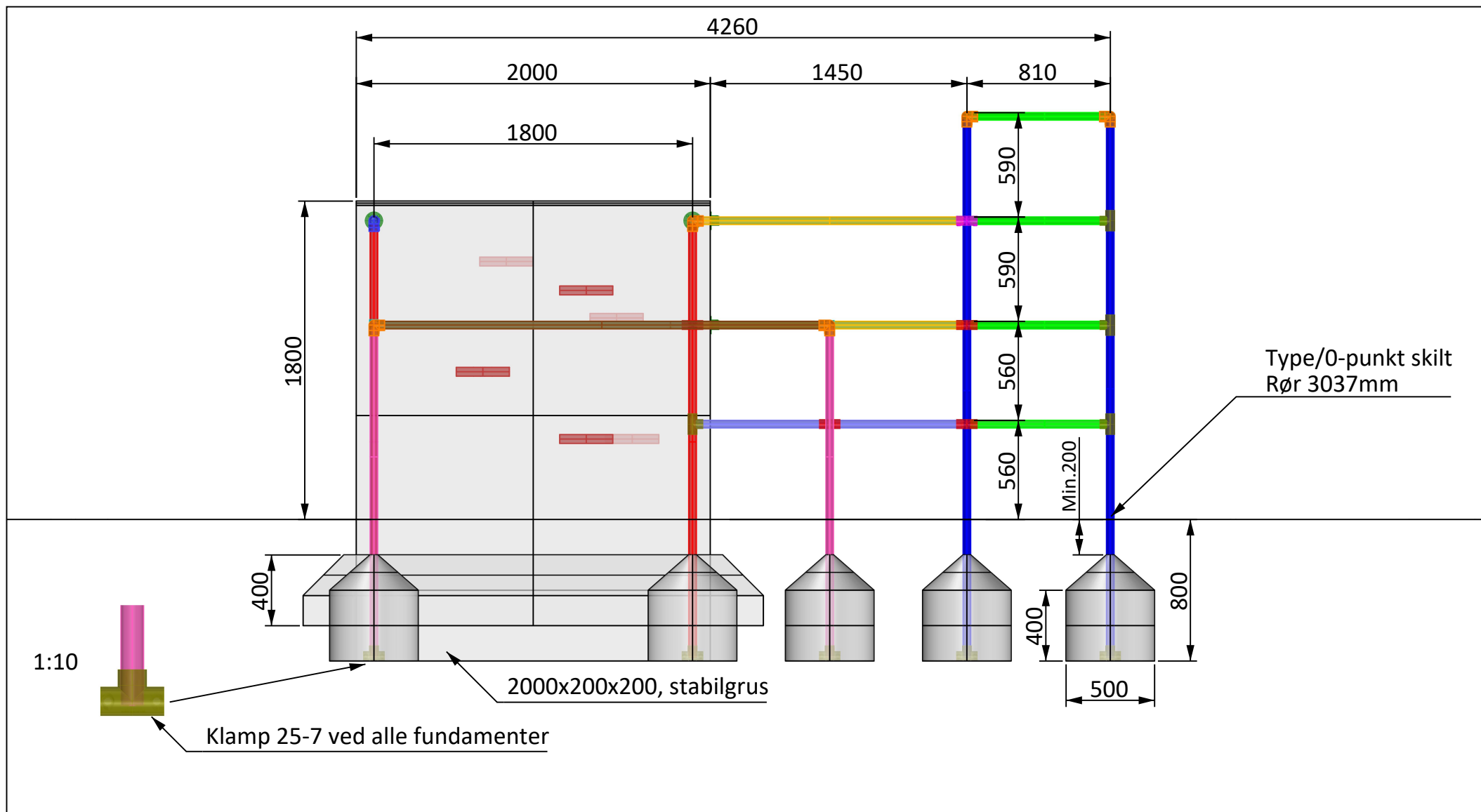
Elverdal



PQR1010A Paris, EN1176, 2017

Date:	2020.06.22	Subject: View2
Rev:	2020.06.22	Drawing nr.: PQR1010A_00
Paper:	A4	Page nr.: 2/7
Scale:	Ingen	
Drawing by.:	Jan Routh Sørensen	

Elverdal



Elverdal
 Product nr.: PQR1010A
 Production date: xxxx - xx
 EN 1176, 2017
 www.elverdal.dk
 0 - 50mm below the line

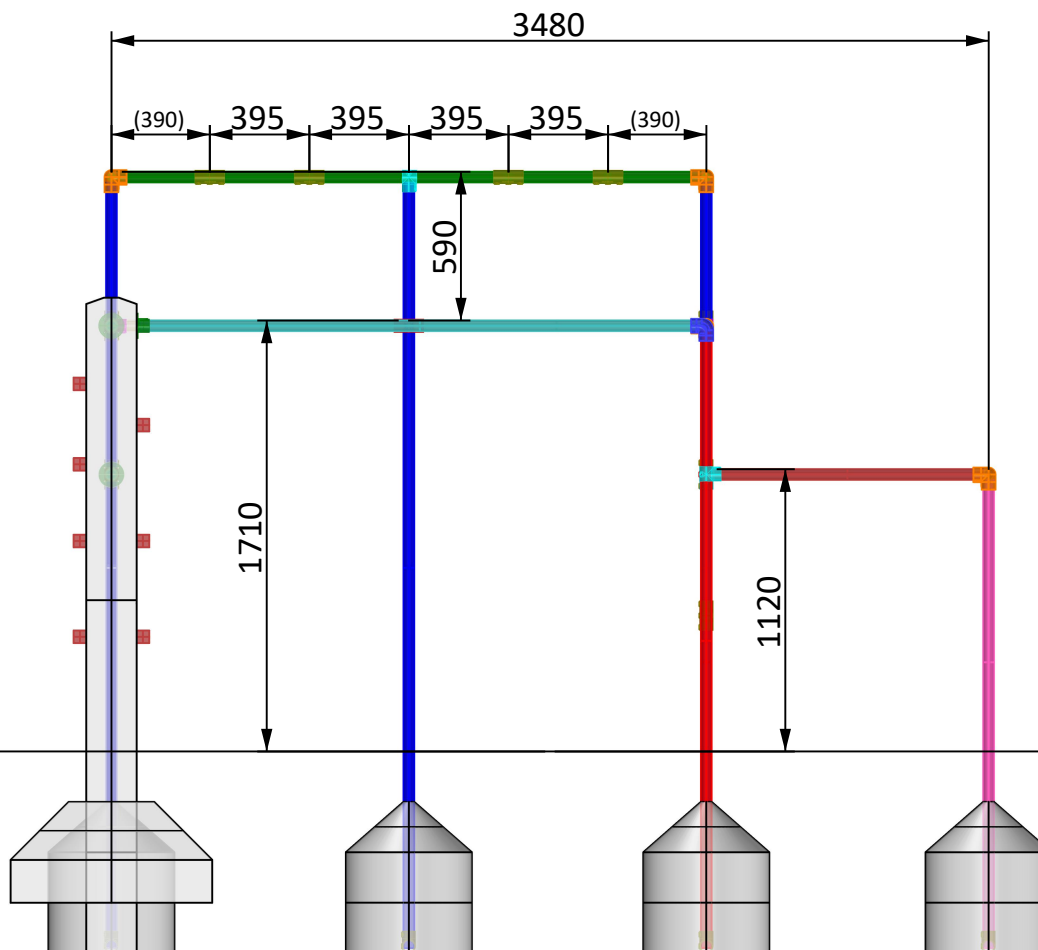
0

50mm

PQR1010A Paris, EN1176, 2017

Date:	2020.06.22	Subject: Opstalt længde
Rev:	2020.06.22	Drawing nr.: PQR1010A_00
Paper:	A4	Page nr.: 3/7
Scale:	1:30	
Drawing by.:	Jan Routh Sørensen	

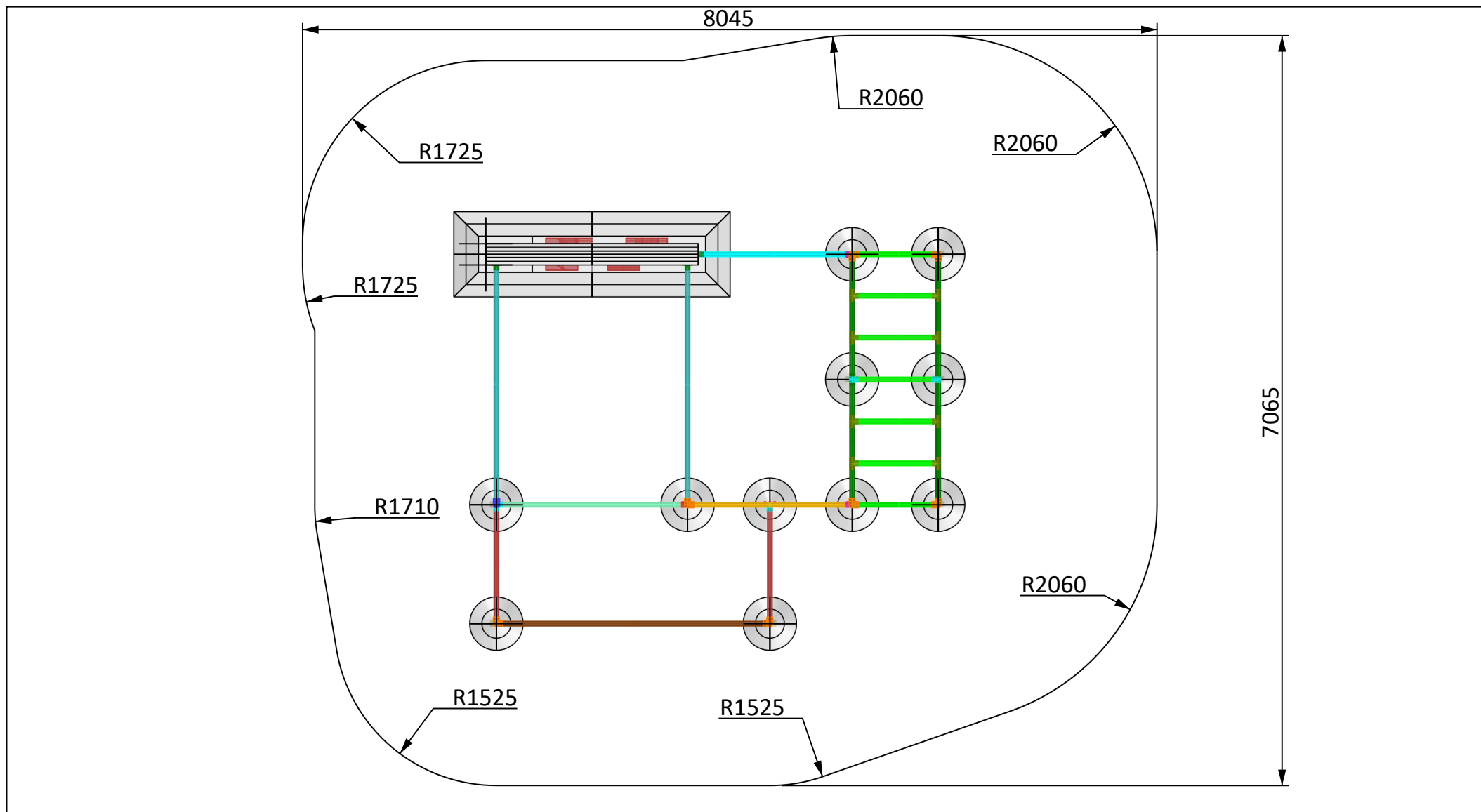
Elverdal



PQR1010A Paris, EN1176, 2017

Date:	2020.06.22	Subject: Opstalt tværs
Rev:	2020.06.22	Drawing nr.: PQR1010A_00
Paper:	A4	Page nr.: 4/7
Scale:	1:30	
Drawing by.:	Jan Routh Sørensen	





















Elverdal



PQR1010A Paris, EN1176, 2017

Date:	2020.06.22	Subject: Plan
Rev:	2020.06.22	Drawing nr.: PQR1010A_00
Paper:	A4	Page nr.: 6/7
Scale:	1:50	
Drawing by.:	Jan Routh Sørensen	

Elverdal

Betegnelse	Antal:	Betegnelse	Antal:
Horisontale rør:		Klamps:	
 2531 mm	1	 Type 15-7	1
 2316 mm	2	 Type 20-7	7
 2229 mm	2	 Type 21-7	4
 1076 mm	2	 Type 25-7	25
 1756 mm	1	 Type 26-7	6
 1506 mm	2	 Type 35-7	2
 1416 mm	2	 Type 61-7	4
 1136 mm	2	I alt	49
 766 mm	12		
 731 mm	2		
I alt	28		
Vertikale rør:		Andet:	Antal: Artikel:
 3037 mm	6	Pinolskruer	139
 2447 mm	2	Propper	139
 1857 mm	3	Rawlplugs 10x40	16 1024, PRO6
I alt	11	Skruer 6x40	16 ELV30060040
		Betonvæg stor med greb	1 PQE1014A
		Locktite låsevæske hård 5g	1 ST28405107707
		Monteringsvejledning	1 PQR1010A
		Monteringsvejledning	1 PQR1014A
		Typeskilt	1

PQR1010A Paris, EN1176, 2017		
Date:	2020.06.22	Subject: Stykliste
Rev:	2020.06.22	Drawing nr.: PQR1010A_00
Paper:	A4	Page nr.: 7/7
Scale:	Ingen	
Drawing by.:	Jan Rouh Sørensen	

Elverdal