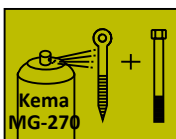
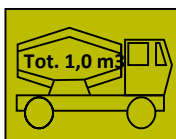
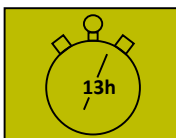
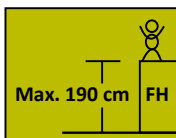
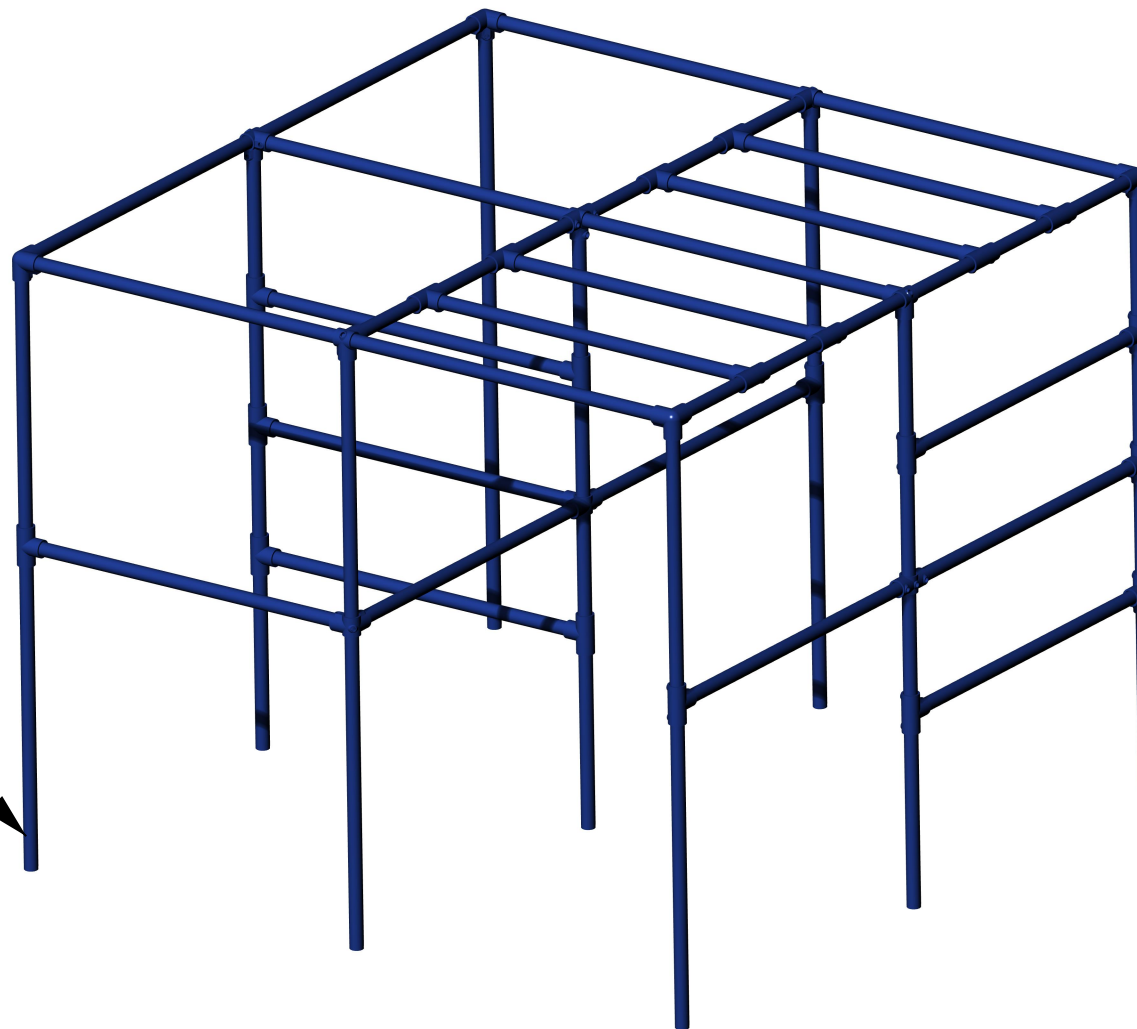


Typeskilt



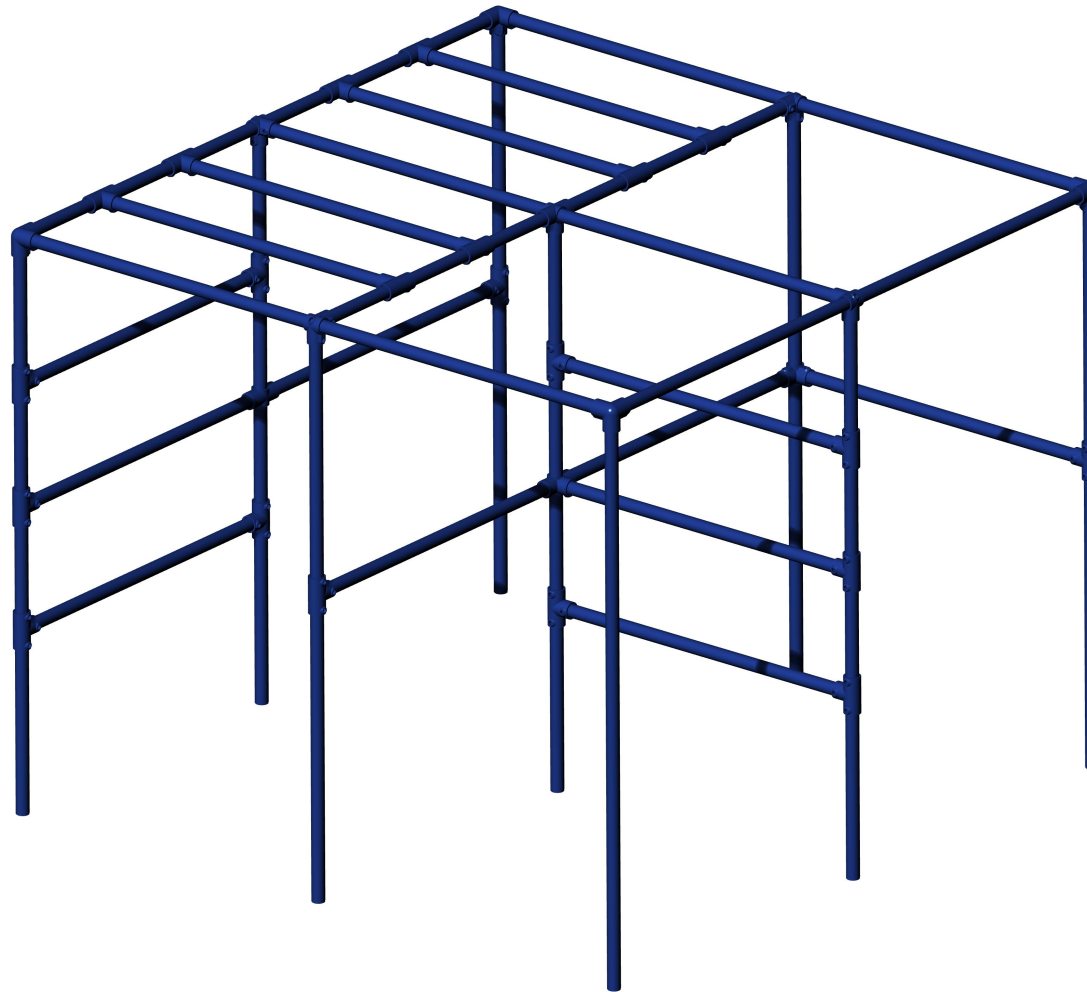
#### INFO

VIGTIGT: Hele anlægget skal samles før der støbes beton  
 VIKTIGT: Hela anläggningen måste monteras före betong stöps  
 VIKTIG: Hele systemet må monteres før plass støbes med betong

#### PQR1006A Lyon, EN1176, 2017

Date: 2020.06.30 Subject: View1  
 Rev: 2020.06.30 Drawing nr.: PQR1006A\_00  
 Paper: A4 Page nr.: 1/7  
 Scale: Ingen  
 Drawing by.: Jan Routh Sørensen

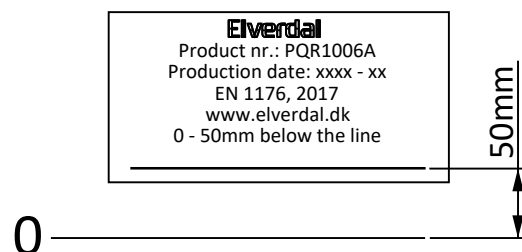
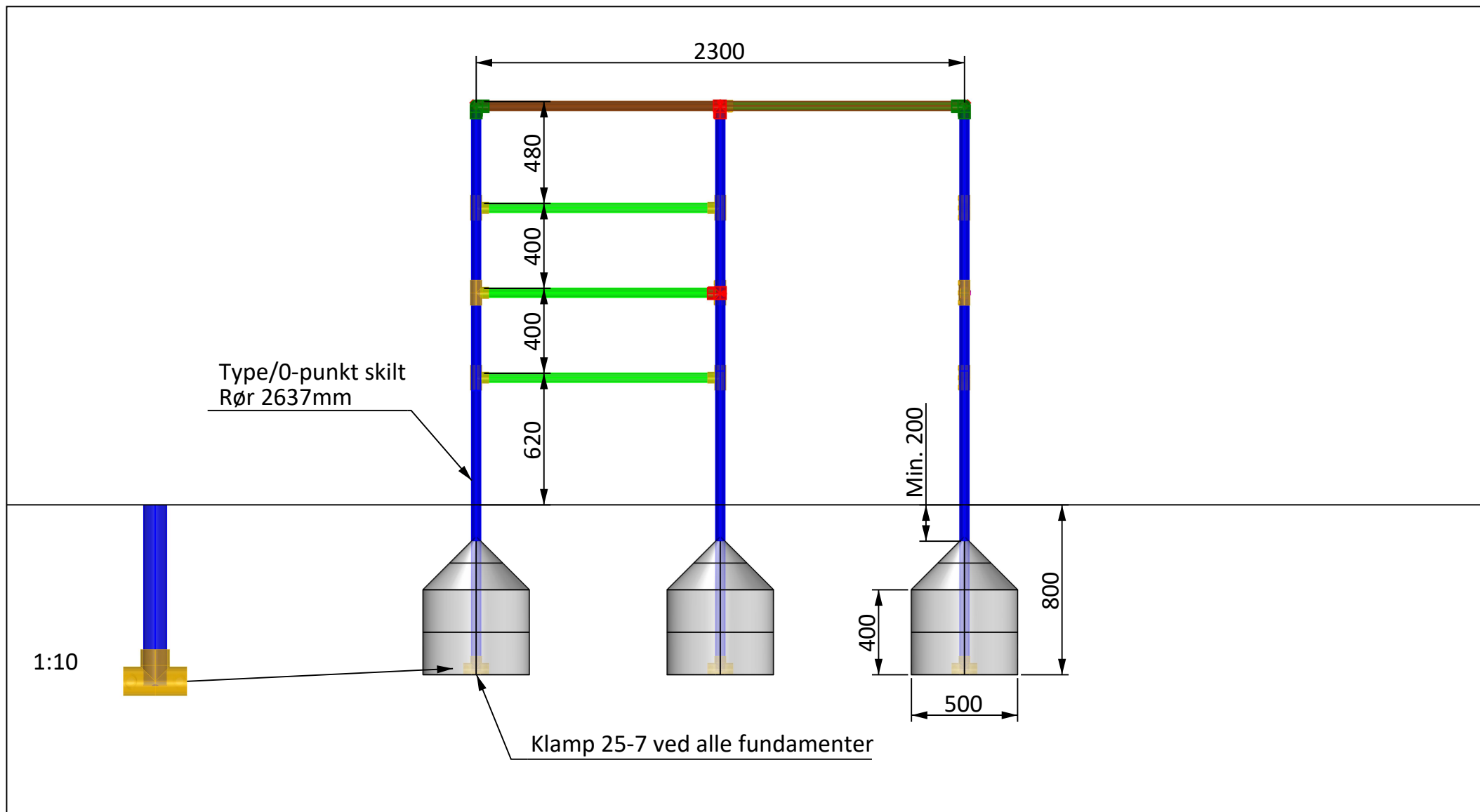
**Elverdal**



### PQR1006A Lyon, EN1176, 2017

Date:	2020.06.30	Subject: View2
Rev:	2020.06.30	Drawing nr.: PQR1006A_00
Paper:	A4	Page nr.: 2/7
Scale:	Ingen	
Drawing by.:	Jan Routh Sørensen	

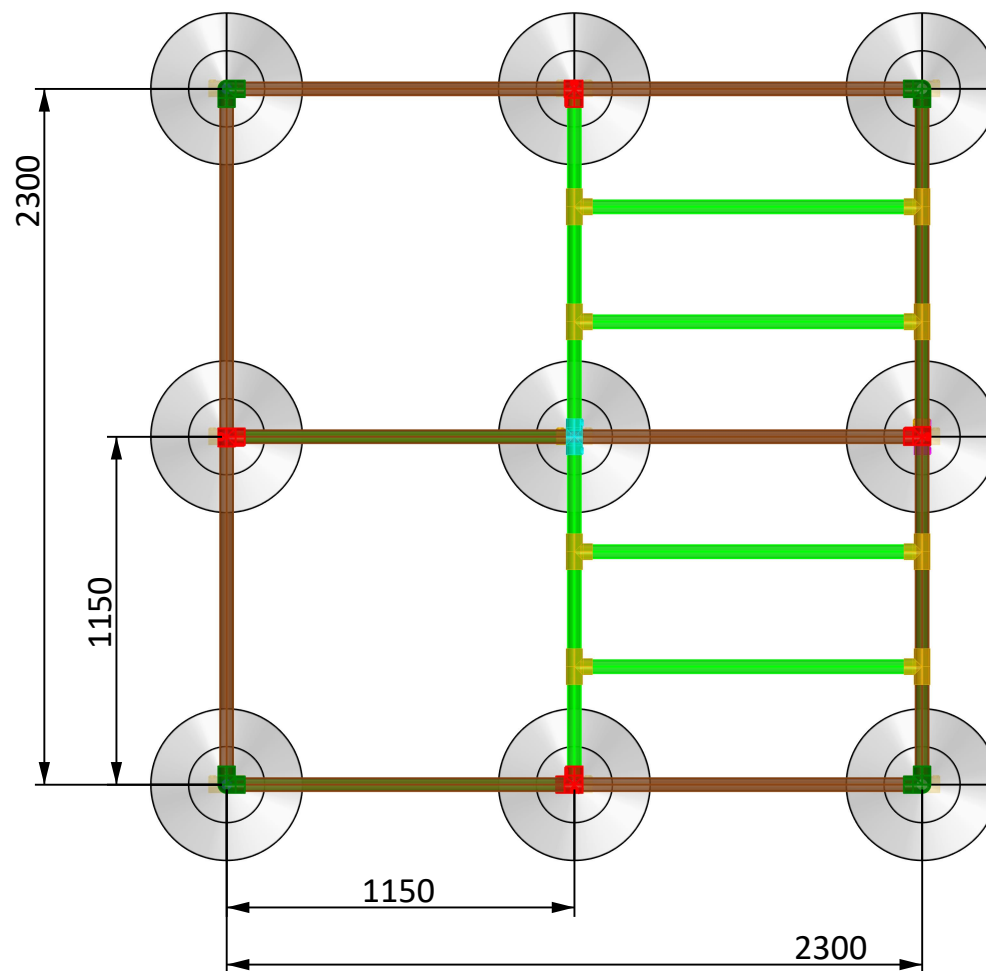
**Elverdal**



PQR1006A Lyon, EN1176, 2017		
Date:	2020.06.30	Subject: Opstalt længde
Rev:	2020.06.30	Drawing nr.: PQR1006A_00
Paper:	A4	Page nr.: 3/7
Scale:	1:25	
Drawing by.:	Jan Routh Sørensen	

**Elverdal**

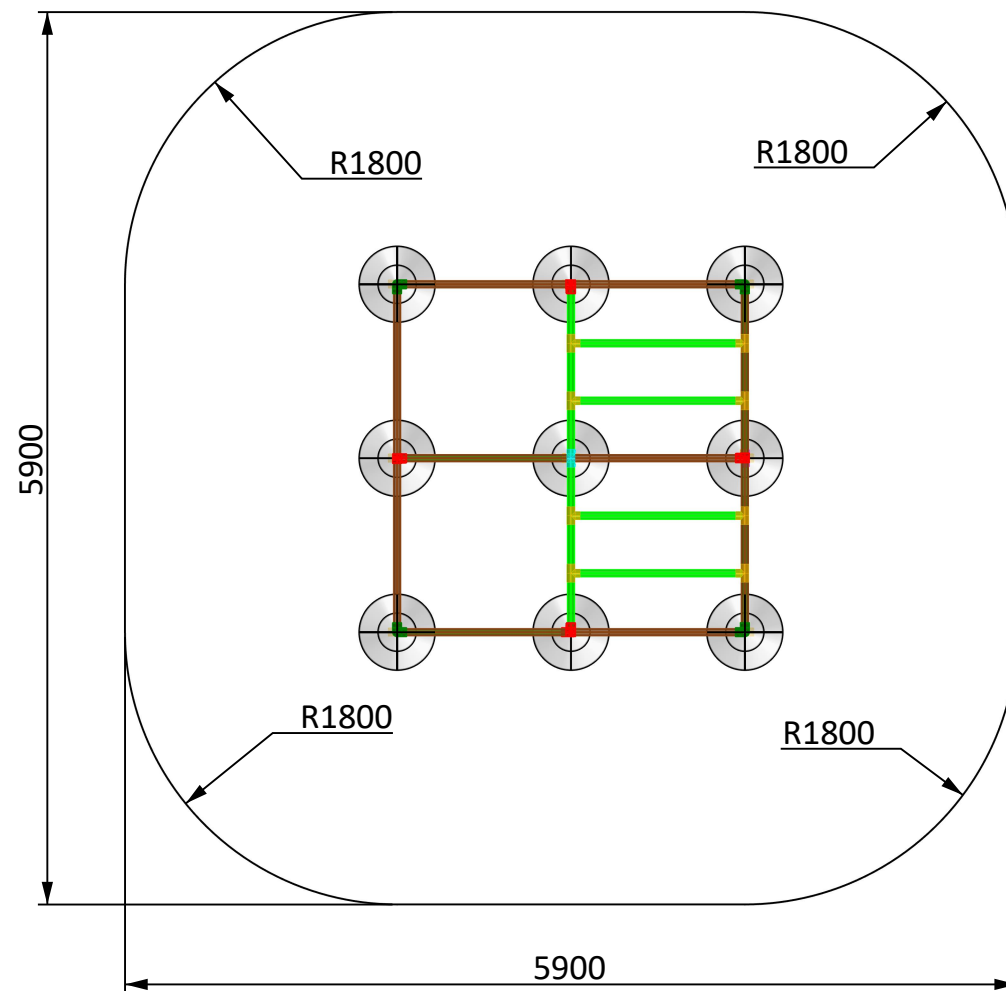




# PQR1006A Lyon, EN1176, 2017

Date:	2020.06.30	Subject: Plan
Rev:	2020.06.30	Drawing nr.: PQR1006A_00
Paper:	A4	Page nr.: 5/7
Scale:	1:25	
Drawing by.:	Jan Routh Sørensen	

**Elverdal**



# PQR1006A Lyon, EN1176, 2017

Date:	2020.06.30	Subject: Oversigtsplan
Rev:	2020.06.30	Drawing nr.: PQR1006A_00
Paper:	A4	Page nr.: 6/7
Scale:	1:50	
Drawing by.:	Jan Rouh Sørensen	

**Elverdal**

Betegnelse	Antal:	Betegnelse		
Horisontale rør:		Klamps:		
■ 2256 mm	5	■ Type 20-7	4	
■ 1106 mm	16	■ Type 21-7	5	
		■ Type 25-7	30	
I alt	21	■ Type 26-7	1	
		■ Type 35-7	2	
Vertikale rør:		I alt	42	
■ 2637 mm	9			
I alt	9	Andet:	Antal:	Artikel:
		Pinolskruer	128	
		Propper	128	
		Loctite låsevæske hård 5g	1	ST28405107707
		Typeskilt	1	
		Monteringsvejledning	1	PQR1006A

PQR1006A Lyon, EN1176, 2017		
Date:	2020.06.30	Subject: Stykliste
Rev:	2020.06.30	Drawing nr.: PQR1006A_00
Paper:	A4	Page nr.: 7/7
Scale:	Ingen	
Drawing by.:	Jan Rouh Sørensen	

**Elverdal**