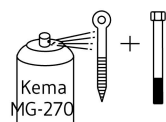
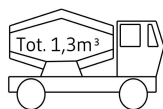
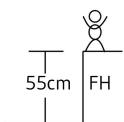



ORG7101A Junglebane - pakke 1

Date: 2022.02.23 Subject: View
Rev: 2022.09.21 Drawing no.: ORG7101A_00
Page nr.: 1/6 Scale: None
Paper: A4 Drawing by: Lærke Plesner

Mounting

Copyright Elverdal A/S.



EN 1176

INFO

VIGTIGT: Hele anlægget skal samles før der støbes beton
IMPORTANT: The entire facility must be assembled before mould in concrete
WICHTIG: Die ganze Anlage muss zusammengestellt werden, bevor der Beton zu gegießt wird

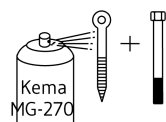
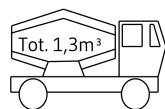
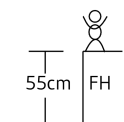

ORG7101A Junglebane - pakke 1

Date: 2022.02.23 Subject: View 1
Rev: 2022.09.21 Drawing no.: ORG7101A_00
Page nr.: 2/6 Scale: None
Paper: A4 Drawing by: Lærke Plesner

Mounting

Copyright Elverdal A/S.

Elverdal



EN 1176

INFO

VIGTIGT: Hele anlægget skal samles før der støbes beton
IMPORTANT: The entire facility must be assembled before mould in concrete
WICHTIG: Die ganze Anlage muss zusammengestellt werden, bevor der Beton zu gegießt wird

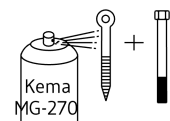
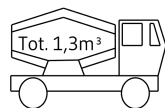
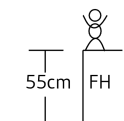
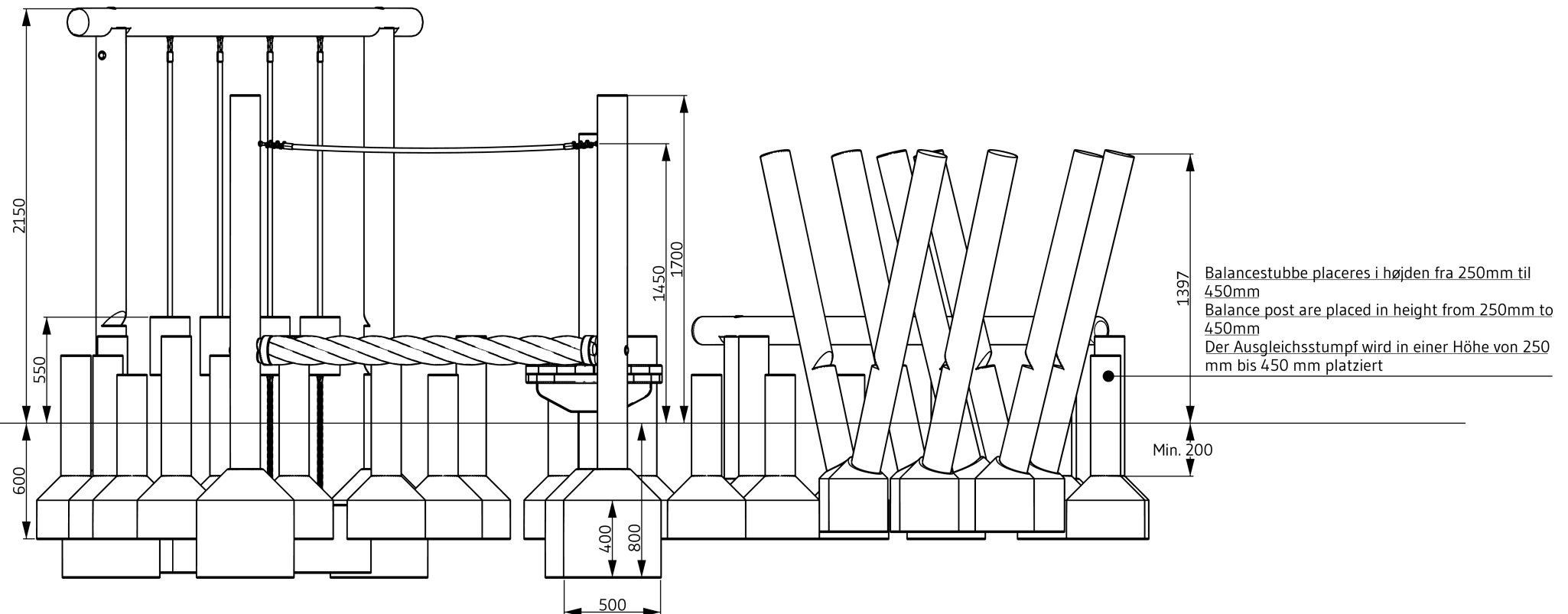
ORG7101A Junglebane - pakke 1

Date: 2022.02.23 Subject: Front
Rev: 2022.09.21 Drawing no.: ORG7101A_00
Page nr.: 3/6 Scale: 1:30
Paper: A4 Drawing by: Lærke Plesner

Mounting

Copyright Elverdal A/S.

Elverdal



EN 1176

INFO

VIGTIGT: Hele anlægget skal samles før der støbes beton
IMPORTANT: The entire facility must be assembled before mould in concrete
WICHTIG: Die ganze Anlage muss zusammengestellt werden, bevor der Beton zu gegießt wird

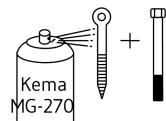
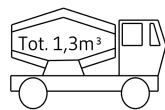
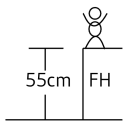
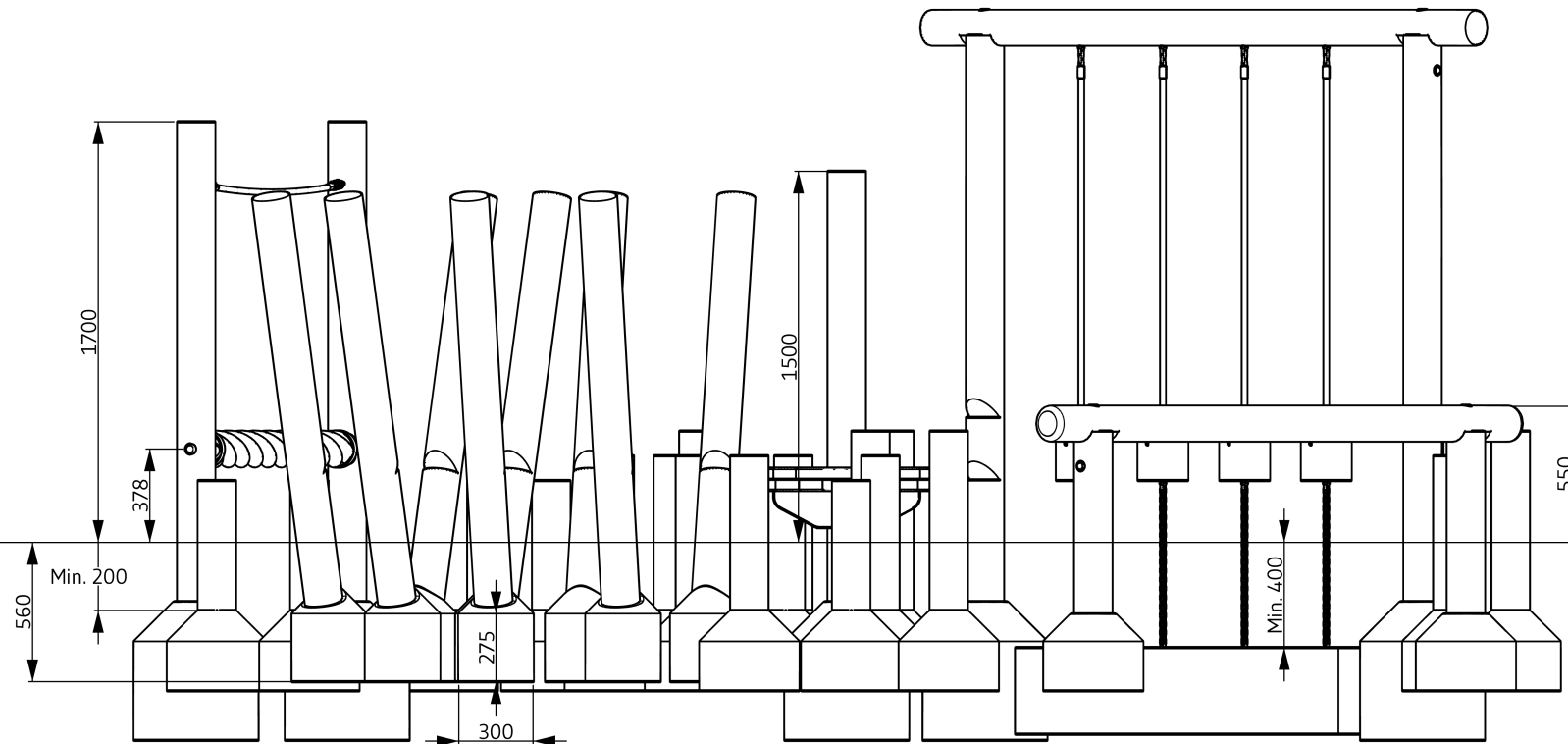
ORG7101A Junglebane - pakke 1

Date: 2022.02.23 Subject: Right
Rev: 2022.09.21 Drawing nr.: ORG7101A_00
Page nr.: 4/6 Scale: 1:30
Paper: A4 Drawing by: Lærke Plesner

Mounting

Copyright Elverdal A/S.

Elverdal



EN 1176

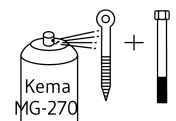
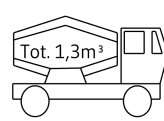
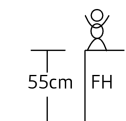
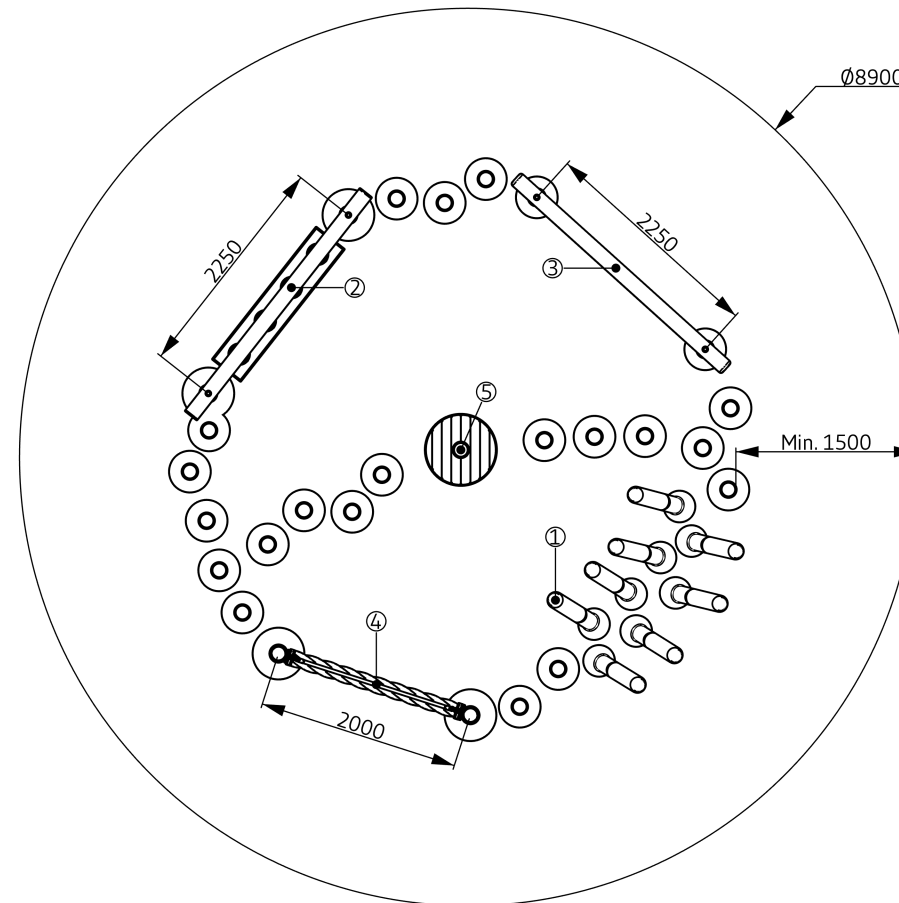
INFO

VIGTIGT: Hele anlægget skal samles før der støbes beton
IMPORTANT: The entire facility must be assembled before mould in concrete
WICHTIG: Die ganze Anlage muss zusammengestellt werden, bevor der Beton zu gegießt wird

Mounting

Copyright Elverdal A/S.

Elverdal



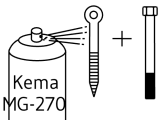
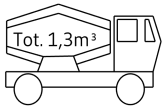
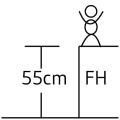
EN 1176

INFO

VIGTIGT: Hele anlægget skal samles før der støbes beton
 IMPORTANT: The entire facility must be assembled before mould in concrete
 WICHTIG: Die ganze Anlage muss zusammengestellt werden, bevor der Beton zu gegießt wird

Junglebane - pakke 1 Obstacle course - package 1 Dschungelspielplatz - Paket 1

Pos:	Betegnelse:	Name:	Bezeichnung:	Antal/ Quantity/ Anzahl:	Artikel/Item#
	Balancestubbe h 0,25m	Balance post h 0,25m	Balancierstumpf H 0,25m	6	ORG7239AY
	Balancestubbe h 0,35m	Balance post h 0,35m	Balancierstumpf H 0,35m	7	ORG7240AY
	Balancestubbe h 0,45m	Balance post h 0,45m	Balancierstumpf H 0,45m	7	ORG7241AY
1	Stylter	Stilts	Stelzen	4	ORG7210AY
2	Lianer i galge	Lianas	Lianen am Galgen	1	ORG7013A
3	Balancebom	Balance beam	Schwebebalken	1	ORG7204AY
4	Balancetrosse	Balance hawser	Balanciertrosse	1	ORG7036A
5	Plateau rundt	Platform round	Plateau rund	1	ORG7216AY
	Monteringsvejledning	Mounting instruction	Installationsanleitung	1	ORG7101A



EN 1176

INFO

VIGTIGT: Hele anlægget skal samles før der støbes beton
IMPORTANT: The entire facility must be assembled before mould in concrete
WICHTIG: Die ganze Anlage muss zusammengestellt werden, bevor der Beton zu gegießt wird